

The report is a joint research effort by EuroCharity and VRS. The report mainly presents the developments and data of the covered company in year 2011.

**EuroCharity**  
info@eurocharity.org

**Valuation & Research Specialists (VRS)**  
info@valueinvest.gr

**Share Price (20 Nov. 2012)** € 3.58

**Market Cap (in € million)** 419

#### Shareholders' Structure

(Source: Athens Exchange, Company)

<b>E. Mytilineos</b>	15.4%
<b>I. Mytilineos</b>	16.4%
<b>Greek Institutional</b>	12.6%
<b>Foreign Institutional</b>	16.4%
<b>Retail Investors</b>	34.9%
<b>Treasury Stock</b>	4.3%

#### Management's ESG Message

Evangelos Mytilineos, Chairman and CEO

#### Communication

Vivian Bouzali, Communication Director

#### Investor Relations

Dimitris Katralis, IR Officer

Source: The Company, Reuters, VRS.

### Subsidiaries and Business Sector

ALUMINIUM SA	METALLURGY/MINING
DELPHI-DISTOMON SA	METALLURGY/MINING
PROTERGIA SA	ENERGY
M&M GAS SA	ENERGY
KORINTHOS POWER SA	ENERGY
METKA SA	ECP

Source: The Company.

## Mytilineos Group S.A. [Bloomberg Ticker: MYTIL:GA, Reuters Ticker: MYTr.AT]

### Business Sector: Energy, Metal Mining, EPC

#### Company Profile & Financial Data

- Mytilineos Holdings S.A. is an industrial group engaging in the sectors of metallurgy and mining, energy (power and gas), engineering procurement and construction (EPC). The Group has a leading presence in the Greek market and internationally.
- The Company was established in 1990 having evolved from an old family-owned metallurgy business that began its operations in 1908. Mytilineos was listed on the Athens Exchange in 1995. Its stock is constituent of the FTSE 20 large-capitalization index. It employed 2,500 employees as of end June 2012. Mytilineos is based in Athens, Greece.
- The Group consists of 7 major companies (the parent company and 6 subsidiaries). Mytilineos Group generates most of its net revenues from metallurgy & mining, constructions, and energy trading (power and gas). In 2011, the metallurgy, EPC and energy sectors contributed net revenues (and EBT) of EUR 521.29 (6.69), 926.8 (141.72) and 134.88 (5) million respectively. The geographic breakdown on group level was the following: 21% from the EU, 25% from Greece, 54% from other regions, mainly from Turkey and MENA region.
- The Company's ESG and sustainability reporting apply to the international guidelines of the Global Reporting Initiative (GRI-G3.1) and the 10 principles of the United Nations Global Compact.

#### Environment

- During the year 2011, Mytilineos strengthened its environmental actions by implementing environmental investments of € 13 million (+50% year-on-year). The Group proceeded with technological investments which allowed the disposal of residues on land instead in sea.
- Mytilineos has announced the following environmental targets: 1) Termination of bauxite disposal in sea, 2) Monitoring and measuring of CO2 emissions in all group companies, 3) Preserving natural life conditions and characteristics of all areas affected by the Group's mining, production and energy activities.
- During the year 2011, Mytilineos Group achieved the following objectives: 1) Direct consumption from renewable energy sources settled at 26,092.3 Tj, 2) Water consumption from all member companies stabilized on aggregate basis, with 96% of total consumption deriving from underground sources, 3) Efforts on measuring and reporting the Group's total CO2 emissions continued, 4) Total waste disposal breakdown was the following: Sanitary landfills 67%, sea 21%, reuse - recycling 9%.

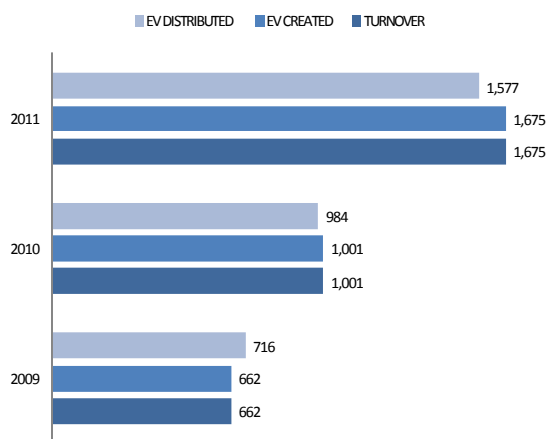
#### Society, Stakeholders & Employees

- The Group generated a social product with a value of € 287 million in 2011, allocated to investments, employee benefits, sponsorships, dividends and taxes. Financial assistance to social organizations accounted for € 1.22 million in 2011 versus € 1.70 million in 2010. According to the Management, Mytilineos Group's tradition of social contribution spans over 20 years.
- Mytilineos Group considers the following parties as its key stakeholders: Employees, corporate clients, suppliers, local communities, press & media, public bodies, volunteer organizations, shareholders & investors, local authorities, financial institutions, business partners and professional associations.
- The Group continued its policy on the fronts of safety, health and training of employees with training expenditures amounting to € 1.5 million in 2011 (totaling 31.5 training hours per employee).

#### Corporate Governance

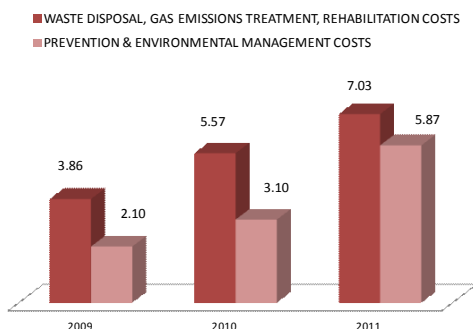
- The Group operates 3 main committees, audit, CSR and remunerations, which along with the Group's Chairman and CEO report to the Board of Directors.
- The CSR committee deals with issues relating to human resources, health & safety, transparency, environmental protection, quality, equal opportunities & diversity, communication, human rights, local community support, responsible investments, sponsoring plan and compliance.
- The CSR committee monitors key performance indicators (KPIs) of the Group's CSR areas, measuring the progress made on annual basis. Each member company approaches CSR in relation to its specific business activity and local community.

## Economic Value (EV) & Turnover (€ million, Period 2009 – 2011)

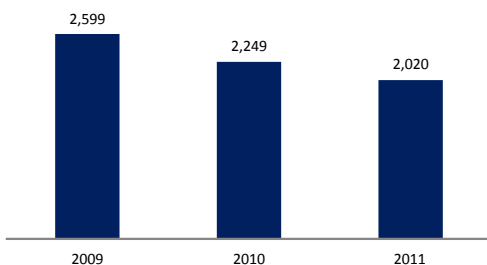


Source: The Company.

## Environmental Expenditures (€ million, Period 2009 – 2011)



## Personnel Evolution (Group level, Period 2009 – 2011)



Source: The Company.

## Mytilineos Group S.A. [Bloomberg Ticker: MYTIL:GA, Reuters Ticker: MYTr.AT]

Business Sector: Energy, Metal Mining, EPC

### KEY DATA (CONSOLIDATED BASIS)

	Year	2011
NET PROFIT	110	€ million
ACTIVITY SECTORS	3	
NUMBER of SUBSIDIARIES	6	
NUMBER of COUNTRIES with PRESENCE	4	
NUMBER of PRODUCTION PLANTS	7	
AVERAGE ANNUAL PRODUCTION of BAUXITE	627,591	tons
AVERAGE ANNUAL PRODUCTION of ALUMINA	809,700	tons
AVERAGE ANNUAL PRODUCTION of FINISHED ALUMINIUM	167,490	tons
ENVIRONMENTAL EXPENDITURES in treatment of BAUXITE RESIDUES	3.57	€ million
EPC SIGNED BACKLOG	1,728	€ million
PORTFOLIO of RES PROJECTS in VARIOUS STAGES	282	MW

### CONSUMPTION, EMISSION & WASTE DATA (CONSOLIDATED BASIS)

	Year	2011
TOTAL DIRECT ENERGY CONSUMPTION	26,692	Tj
WATER CONSUMPTION	4,685,049	m <sup>3</sup>
GREENHOUSE GAS EMISSIONS	3,026,444	tons
HAZARDOUS WASTE	19,770	tons
NON-HAZARDOUS WASTE	982,079	tons

Download [Sustainability Report 2011](#)

### Disclosure Statement:

Information contained herein is based on data obtained from recognized statistical services, issue reports or communications, or other sources, believed to be reliable. However, such information has not been verified by EuroCharity and VRS. EuroCharity and VRS do not make any representation with regard to accuracy and completeness of information presented. Opinions, estimates, and statements nonfactual in nature expressed in this research represent EuroCharity's and VRS's judgment as of the date of this report, are subject to change without notice and are provided in good faith and without legal responsibility. In addition, there may be instances when fundamental, technical and quantitative opinions, estimates, and statements may not be in concert. Neither the information nor any opinion expressed shall constitute an offer to sell or a solicitation of an offer to buy any shares, warrants, convertible securities or options of "covered companies" by no means.